

SEASONAL WATER PRICE INFLUENCES

2018 Business & Technology Forum

ANTHONY McCLOSKEY

DIRECTOR, KEY WATER

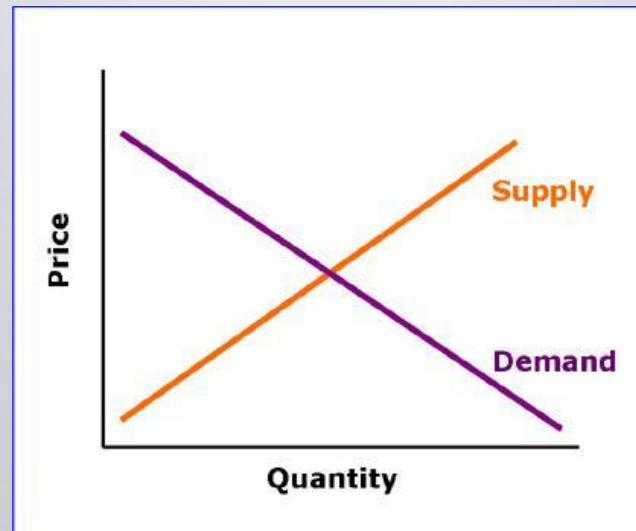
www.keywater.com.au



KEY WATER

SUPPLY & DEMAND

What affects supply and what affects demand?



KEY WATER

WEATHER

INSTALLING AUSTRALIAN AUTUMN



50%



Installation failed.

Error 404: Autumn not found.

Autumn is not currently available in Australia.

SOLUTION: WAIT A FEW WEEKS AND TRY RE:LOAD



KEY WATER

ALLOCATION



NSW GENERAL SECURITY ALLOCATIONS

Season	Murrumbidgee GS	NSW Murray GS	Gwydir GS	Lachlan GS	Macquarie GS	Lower Namoi GS	Upper Namoi GS
2008/09	21.0%	9.0%	0.0%	0.0%	10.0%	23.8%	50.0%
2009/10	27.0%	27.0%	0.0%	0.0%	0.0%	0.6%	50.0%
2010/11	100.0%	100.0%	82.8%	117.0%	100.0%	109.7%	100.0%
2011/12	100.0%	100.0%	306.9%	136.0%	49.0%	116.6%	100.0%
2012/13	100.0%	100.0%	162.4%	0.0%	64.0%	48.8%	100.0%
2013/14	63.0%	100.0%	0.0%	0.0%	6.0%	6.4%	100.0%
2014/15	53.0%	61.0%	0.0%	0.0%	2.0%	0.0%	100.0%
2015/16	37.0%	23.0%	5.3%	25.0%	7.0%	0.0%	60.0%
2016/17	100.0%	100.0%	78.6%	131.0%	100.0%	124.7%	100.0%
2017/18	45.0%	49.0%	17.6%	2.0%	38.0%	7.1%	100.0%
10 year average	64.6%	66.9%	65.4%	41.1%	37.6%	43.8%	86.0%

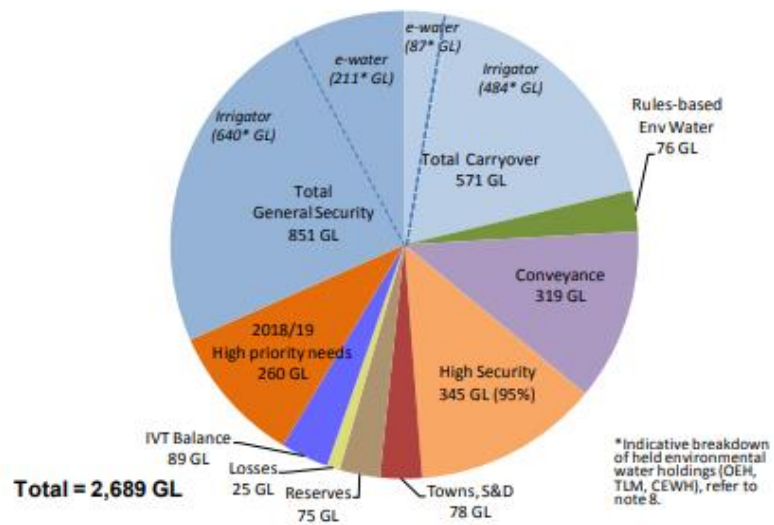
SOURCE: Marsden Jacobs Associates, Sydney



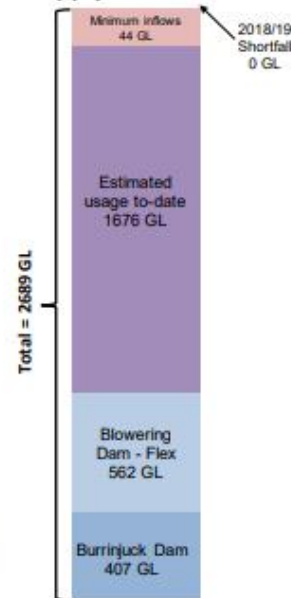
KEY WATER

CARRYOVER

**Resource Distribution 2017-18
Murrumbidgee Valley - 15 May 2018**



Supply Distribution⁽⁹⁾



Murrumbidgee Resource Assessment Data Sheet

Resource Distribution (15 May) for 2017-18	
	Volume (GL)
Total Available Resource ⁽¹⁾	2,689
less	
Carryover (GS and Conveyance)	571
Rules based Environmental Water ⁽²⁾	76
Towns, Stock, Domestic	78 (100%)
Reserves ⁽³⁾	75
Conveyance ⁽⁴⁾	319
Announced High Security	345 (95%)
Losses (transmission, evaporation, operational) ⁽⁵⁾	25
Murrumbidgee IVT balance carryover at 1 July 2017	89
Late Season Discount ⁽⁶⁾	0
Announced General Security	851 (45%)
Future (2018/19) high priority needs ⁽⁷⁾	260

SOURCE: NSW Department of Industry – Water, Allocation Statement 15 May 2018



WATER AVAILABILITY

MURRUMBIDGEE IVT ACCOUNT STATUS

Murrumbidgee IVT Account Balance: -13.5GL*

Allocation Assignments


Murrumbidgee to Murray - Closed

CLOSED X

Murrumbidgee trade has now closed for the season and will re-open 1 July 2018

Murray to Murrumbidgee - Closed

CLOSED X

 This information was current as at **9.00am** on 27 June 2018

Please refer to the procedure below with regards to the process reopen of trade.

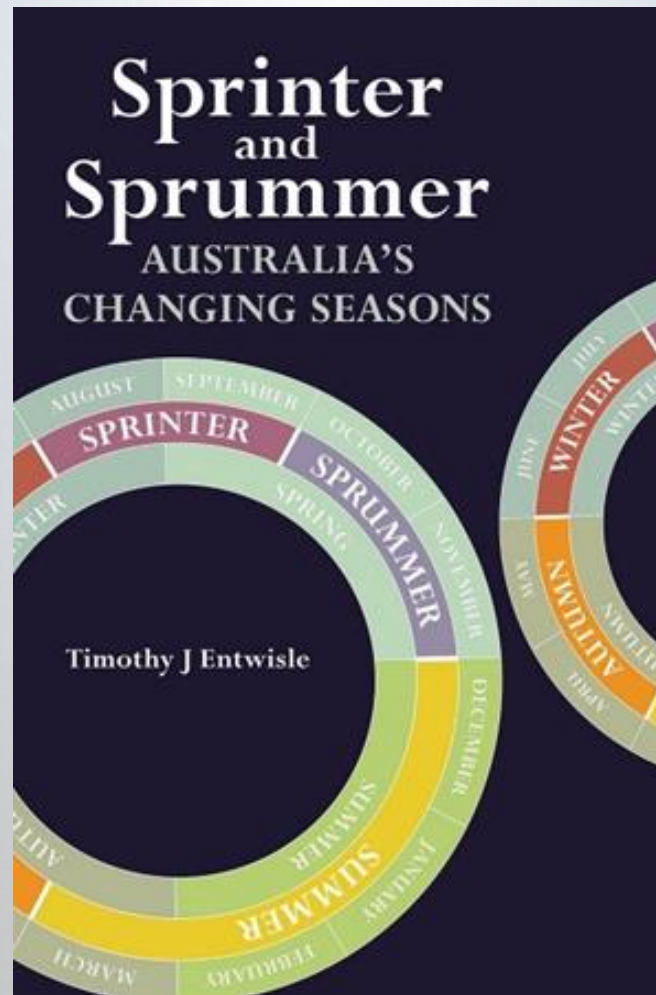
*Account balance is calculated using volume of allocation assignments received up until 2:00pm and approved on the preceding work day plus stream flows as at 6:00am on the day information is updated.

SOURCE: <https://www.waternsw.com.au/customer-service/ordering-trading-and-pricing/trading/murrumbidgee>



KEY WATER

TIME OF YEAR



KEY WATER

WEATHER & CLIMATE FORECASTS




KEY WATER

COMMODITY PRICES



KEY WATER

SENTIMENT



CRYSTAL BALL TIME



KEY WATER

THANK YOU.

JUST IN CASE YOU WERE WONDERING...

- CURRENT PERMANENT MARKET
 - FOR SALE: 200ML MI HS @ \$5280/ML
 - FOR SALE: 50ML MI HS @ \$5200/ML
 - WANTED: ZONE 3 BORE WATER – ANY VOLUME, MARKET PRICE OR BETTER
- TEMPORARY MARKET (OPENS SUNDAY, 1ST JULY – THIS WEEKEND)
 - EXPECTED OPENING ALLOCATION: HS 95%, GS 3%
 - EXPECTED OPENING PRICE: \$250+/ML
 - FOR SALE: 500ML @ \$350/ML, 2500ML @ \$400/ML



KEY WATER