

Rice weeds

Pocket guide



Department of
Primary Industries

www.dpi.nsw.gov.au

Introduction

Effective weed control in rice crops is a vital part of successful and profitable rice production. Early or timely control of weeds will help avoid future weed issues. Yield loss from weeds varies enormously from very little impact to a complete loss. Weed infestations lower crop yields by competing for nutrients, space and light. This competition can also affect grain quality, impede harvesting efficiency and result in paddy contamination at delivery with increased penalties for the grower.

Growers should aim to reduce weed numbers and keep them low with an ongoing program. An integrated weed management system, which combines all available methods, is the key to successful weed control.

This guide aims to aid growers and agronomists to accurately identify weeds in rice crops. For information on herbicide options to manage weeds in rice see 'NSW DPI Rice crop protection guide.'

Editor: David Troidahl, NSW DPI david.troidahl@dpi.nsw.gov.au

Photos: John Broster, Allison Chambers, CSU; John Fowler, Murray LLS and David Troidahl, NSW DPI

© State of New South Wales through Department of Industry 2019

ISBN 978-176056-349-1 (print)

ISBN 978-176056-350-7 (web)

jn 17002

You may copy, distribute and otherwise freely deal with this publication for any purpose, provided that you attribute the Department of Industry as the owner.

Disclaimer: The information contained in this publication is based on knowledge and understanding at the time of writing (November 2019) and may not be accurate, current or complete. The State of New South Wales (including the NSW Department of Industry), the author and the publisher take no responsibility, and will accept no liability, for the accuracy, currency, reliability or correctness of any information included in the document (including material provided by third parties). Readers should make their own inquiries and rely on their own advice when making decisions related to material contained in this publication.

Contents


- 1 Rice
- 2 Baryard grass
- 3 Silvertop grass
- 4 Arrowhead
- 5 Dirty dora
- 6 Jerry jerry
- 7 Water plantain
- 8 Starfruit
- 9 Seedlings: rice compared with weeds



Rice

(Oryza sativa)

Key features



Barnyard grass

(*Echinochloa* spp.)

2

Semi aquatic annual



Seed: round, 1–7 mm

Seedling leaves: hairless, no ligules or auricles present unlike rice.

Leaf colour: bright green to blueish green, often with distinctive red markings.

Growing habit: erect or prostrate depending on species.

Control: in non rice crops as well as early in growth stage will avoid yield loss.



Silvertop grass

(*Leptochloa fusca* syn. *Diplachne fusca*)

3

Semi aquatic annual or short lived perennial



Seed: enclosed in a light buoyant husk.

Seedling leaves: hairless, narrow and droopy membranous ligules, no auricles present at leaf stem junction.

Leaf colour: dull green with a pronounced white mid-vein.

Growing habit: erect.

Control: by cultivation or heavy grazing before the rice crop and applying a selective herbicide early in growth stage will avoid yield loss.




Arrowhead

(*Sagittaria monteivi*)

4

Aquatic perennial




Seed: small wing shaped, about 20 per flower.

Seedling leaves: narrow strap-like, similar to starfruit.

Leaf/stem colour: bright green.

Growing habit: erect.

Control: by drill sowing if there are dry periods between flushes to help avoid weed establishment; rotate herbicides to avoid resistance.



Dirty dora

(*Cyperus difformis*)

5

Semi aquatic annual



Seed: extremely small, less than 1 mm.

Seedling leaves: linear leaves growing from base.

Leaf/stem colour: stems are bright green and triangular.

Growing habit: erect; seeds germinate quickly but require moist or wet conditions to survive.

Control: by using herbicides with different modes of action for the best effect; drill sowing will help if there are dry periods between flushes to desiccate germinating seedlings.



Jerry jerry

(Ammannia multiflora)

6

Semi aquatic annual



Seed: very small round brown seed 0.4 mm long, 0.4 mm wide.

Seedling leaves: narrow oblong to lanceolate, arranged opposite along the stem.

Leaf colour: light green.

Growing habit: erect, rigidly branched.

Control: by crop rotation.



Water plantain

(Alisma plantago-aquatica)

7

Aquatic perennial



Seed: extremely small and buoyant to aid dispersal; corms also reproduce.

Seedling leaves: 100–250 mm long, 70–100 mm wide, with seven prominent parallel veins connected by numerous transverse veins; leaves are attached to a long stem; ovate to lanceolate shaped.

Leaf/stem colour: green; stems can be pink.

Growing habit: erect; seeds germinate quickly but require moist or wet conditions to survive; plants from corms are quicker to establish.

Control: by cultivation and long fallow to help control corms.



Starfruit

(Damasonium minus)

8

Aquatic annual or biennial



Seed: small black capsule
1–2 mm long.

Seedling leaves:
narrow and strap like, radiating
from the centre of the plant.

Leaf/stem colour:
bright green.

Growing habit: erect; seeds
will germinate after several
days of continuous flooding.

Control: by drill sowing
if there are dry periods
between flushes to avoid seed
germination.



Seedlings


Rice compared with weeds



Identify weeds early for effective in-crop control.

- 1 Rice
- 2 Arrowhead
- 3 Barnyard grass
- 4 Dirty dora
- 5 Jerry jerry
- 6 Silvertop grass
- 7 Starfruit
- 8 Water plantain





Department of
Primary Industries

www.dpi.nsw.gov.au